


 <p>Provision Area challenge:</p>	<p>Can you take on the role of an Army Sergeant and teach your soldiers to march?</p>
<p>Provision Area:</p>	<p>Outdoor Area</p>
<p>Key Questions (for adults supporting play):</p>	<p><i>How do soldiers stand before they begin to march? How do they know which leg and arm to move first? What other instructions will the Sergeant shout apart from “left, right”? What will they shout to get the soldiers to stop/turn?</i></p>
<p>Key Vocabulary:</p>	<p>Army, sergeant, march, stride, left, right, stop, halt, turn, forward, legs, arms, attention, stand, smart, straight, row</p>

 <p>Provision Area challenge:</p>	<p>Can you help an Army soldier by writing a list of all the different things they would need to take with them in their Army backpack?</p>
<p>Provision Area:</p>	<p>Writing Area</p>
<p>Key Questions (for adults supporting play):</p>	<p><i>What things do you think a soldier might need in their backpack? What would they need if they are camping out all night? What would they need if they fell over and hurt themselves? What will they eat/drink?</i></p>
<p>Key Vocabulary:</p>	<p>List, Army, soldier, backpack, equipment, first aid, camping, blanket, tent, sleeping bag, clothes, food, tins, drink</p>

 <p>Provision Area challenge:</p>	<p>Can you make up an Army assault course to keep all the soldiers fit and healthy?</p>
<p>Provision Area:</p>	<p>Outdoor Area</p>
<p>Key Questions (for adults supporting play):</p>	<p><i>What can you use to make your assault course? What could you climb over? Could you go under anything? I wonder if the course will include any balancing! Where is the start/finish of the assault course? How can you make it even harder?</i></p>
<p>Key Vocabulary:</p>	<p>Army, assault course, fit, healthy, regular, exercise, over, under, through, climb, balance, start, finish</p>

 <p>Provision Area challenge:</p>	<p>Can you make your own camouflage pattern and explore with plastic minibeasts to see which bugs could best hide in your camouflage?</p>
<p>Provision Area:</p>	<p>Painting Area</p>
<p>Key Questions (for adults supporting play):</p>	<p><i>What colours can you see in these camouflage patterns? How is this green different to another green? What colours are you going to use to make your camouflage pattern? How could you make a darker/lighter shade of brown?</i></p> <p>When the camouflage is dry allow the children to explore putting different coloured minibeast onto their camouflage.</p> <p><i>Which bug can you see the easiest on your camouflage? Which one do you think is most hidden? Why do you think this is?</i></p>
<p>Key Vocabulary:</p>	<p>Camouflage, pattern, colour, green, brown, cream, light, lighter, dark, darker, mix, paint, dry, explore, minibeast, hidden</p>